instructions

Digital Planning Calendar

Links

23-24 Planning Calendar

24-25 Planning Calendar

New for 24-25 Drag and Drop Stickers!
Just zoom out on each slide to see your options.

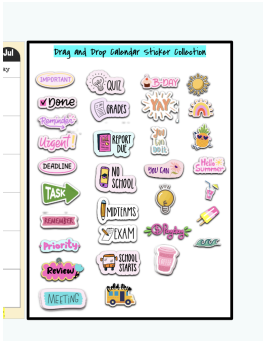

Preparation

- Make a copy of the calendar in order to save it to your drive.

Using the Digital Calendar

- All of the tabs at the top are interactive so you can easily click between the months.

- Text boxes have been added to each date so you can easily add assignments, due dates, meetings, etc. in the calendar.

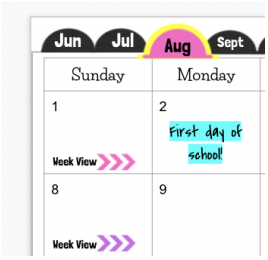

- Click on the arrows to move to the ***Week at a Glanc***e screen.

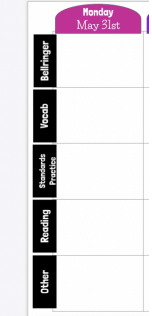

- The tab categories on the ***Week at a Glance pages*** can be edited to meet your needs.